

ISU World Single Distances Speed Skating Championships 2015

Februari 12-15, 2015 Thialf - Heerenveen



2. Startlist 10000m Men

Pag.1/1

Thursday Feb.12

11-02-2015 18:29:33

Championships record: 12:41.69

Track record: 12:45.09

World record: 12:41.69

Pair	Startnr	Name		PB	
1	wt 91	Yevgeny Seryaev (26)	RUS	13:19.06	
	rd 96	Martin Hänggi (46)	SUI	13:28.86	
2	wt 52	Seung-Hoon Lee (26)	KOR	12:57.27	
	rd 5	Jordan Belchos (25)	CAN	13:18.41	
3	wt 59	Erik-Jan Kooiman (28)	NED	13:09.84	
	rd 6	Ted-Jan Bloemen (28)	CAN	13:07.38	
4	wt 26	Alexej Baumgärtner (26)	GER	13:08.69	
	rd 27	Patrick Beckert (24)	GER	13:08.54	
5	wt 75	Sverre Lunde Pedersen (22)	NOR	13:08.82	
	rd 89	Aleksandr Rumyantsev (28)	RUS	13:11.92	
6	wt 55	Jorrit Bergsma (29)	NED	12:44.45	
	rd 3	Bart Swings (23)	BEL	13:08.08	

Referee: Jan Bolt (NED)

Starter: Starter: Åke Falk (SWE)

Ice-preparation after 2 pairs

Isureults.eu

Twitter: #WSD

schaatsen.nl/wsd2015-Heerenveen

Official sponsors of the ISU Speed Skating Championships



2. Startlist 10000m Men

February 12

Page 1 of 2

12-02-2015 13:50

World-, Track- and Championsrecord									Pair 1		Pair 2		Pair 3	
Sven Kramer (NED) Salt Lake City 10-03-2007 12:41.69 WR		Sven Kramer (NED) Thialf 28-12-2013 12:45.09 TR		Sve Kramer (NED) Salt Lake City 10-03-2007 12:41.69 CR		Naam	Yevgeny Seryaev	Martin Hänggi	Seung-Hoon Lee	Jordan Belchos	Erik-Jan Kooiman	Ted-Jan Bloemen		
						PB	13:19.06	13:28.86	12:57.27	13:18.41	13:09.84	13:07.38		
						Baan	Innerlane/White	Outerlane/Red	Innerlane/White	Outerlane/Red	Innerlane/White	Outerlane/Red		
	done	to go	Split	Lap	Split	Lap	Split / Lap	Split / Lap	Split / Lap	Split / Lap	Split / Lap	Split / Lap		
400	1	24	33.13	33.13	34.72	34.72	33.13	33.13						
800	2	23	1:02.98	29.85	1:05.81	31.09	1:02.98	29.85						
1200	3	22	1:33.40	30.42	1:36.67	30.86	1:33.40	30.42						
1600	4	21	2:03.53	30.13	2:07.58	30.91	2:03.53	30.13						
2000	5	20	2:33.73	30.20	2:38.50	30.92	2:33.73	30.20						
2400	6	19	3:03.98	30.25	3:09.04	30.54	3:03.98	30.25						
2800	7	18	3:34.46	30.48	3:39.61	30.57	3:34.46	30.48						
3200	8	17	4:04.81	30.35	4:10.64	31.03	4:04.81	30.35						
3600	9	16	4:35.44	30.63	4:40.97	30.33	4:35.44	30.63						
4000	10	15	5:05.80	30.36	5:11.77	30.80	5:05.80	30.36						
4400	11	14	5:36.33	30.53	5:42.11	30.34	5:36.33	30.53						
4800	12	13	6:06.88	30.55	6:12.98	30.87	6:06.88	30.55						
5200	13	12	6:37.49	30.61	6:43.44	30.46	6:37.49	30.61						
5600	14	11	7:08.22	30.73	7:13.97	30.53	7:08.22	30.73						
6000	15	10	7:38.97	30.75	7:44.30	30.33	7:38.97	30.75						
6400	16	9	8:09.54	30.57	8:14.99	30.69	8:09.54	30.57						
6800	17	8	8:40.14	30.60	8:45.15	30.16	8:40.14	30.60						
7200	18	7	9:10.51	30.37	9:15.33	30.18	9:10.51	30.37						
7600	19	6	9:41.08	30.57	9:45.05	29.72	9:41.08	30.57						
8000	20	5	10:11.61	30.53	10:15.07	30.02	10:11.61	30.53						
8400	21	4	10:41.99	30.38	10:44.74	29.67	10:41.99	30.38						
8800	22	3	11:11.98	29.99	11:14.68	29.94	11:11.98	29.99						
9200	23	2	11:42.23	30.25	11:44.26	29.58	11:42.23	30.25						
9600	24	1	12:12.04	29.81	12:14.28	30.02	12:12.04	29.81						
10000			12:41.69	29.65	12:45.09	30.81	12:41.69	29.65						
							/	/	/	/	/	/		

Ice preparation after 2 pairs

Referee: Jan Bolt (NED)









Starter: Åke Falk (SWE)

2. Startlist 10000m Men

February 12

Page 2 of 2

12-02-2015 13:50

World-, Track- and Championsrecord								Pair 4		Pair 5		Pair 6	
Sven Kramer (NED) Salt Lake City 10-03-2007 12:41.69 WR		Sven Kramer (NED) Thialf 28-12-2013 12:45.09 TR		Sve Kramer (NED) Salt Lake City 10-03-2007 12:41.69 CR		Naam	Alexej Baumgärtner	Patrick Beckert	Sverre L. Pedersen	Aleksandr Rumyantsev	Jorrit Bergsma	Bart Swings	
						PB	13:08.69	13:08.54	13:08.82	13:11.92	12:44.45	13:08.08	
						Baan	Innerlane/White	Outerlane/Red	Innerlane/White	Outerlane/Red	Innerlane/White	Outerlane/Red	
	done	pos	Split	Lap	Split	Lap	Split	Lap	Split	Lap	Split	Lap	
400	1	24	33.13	33.13	34.72	34.72	33.13	33.13					
800	2	23	1:02.98	29.85	1:05.81	31.09	1:02.98	29.85					
1200	3	22	1:33.40	30.42	1:36.67	30.86	1:33.40	30.42					
1600	4	21	2:03.53	30.13	2:07.58	30.91	2:03.53	30.13					
2000	5	20	2:33.73	30.20	2:38.50	30.92	2:33.73	30.20					
2400	6	19	3:03.98	30.25	3:09.04	30.54	3:03.98	30.25					
2800	7	18	3:34.46	30.48	3:39.61	30.57	3:34.46	30.48					
3200	8	17	4:04.81	30.35	4:10.64	31.03	4:04.81	30.35					
3600	9	16	4:35.44	30.63	4:40.97	30.33	4:35.44	30.63					
4000	10	15	5:05.80	30.36	5:11.77	30.80	5:05.80	30.36					
4400	11	14	5:36.33	30.53	5:42.11	30.34	5:36.33	30.53					
4800	12	13	6:06.88	30.55	6:12.98	30.87	6:06.88	30.55					
5200	13	12	6:37.49	30.61	6:43.44	30.46	6:37.49	30.61					
5600	14	11	7:08.22	30.73	7:13.97	30.53	7:08.22	30.73					
6000	15	10	7:38.97	30.75	7:44.30	30.33	7:38.97	30.75					
6400	16	9	8:09.54	30.57	8:14.99	30.69	8:09.54	30.57					
6800	17	8	8:40.14	30.60	8:45.15	30.16	8:40.14	30.60					
7200	18	7	9:10.51	30.37	9:15.33	30.18	9:10.51	30.37					
7600	19	6	9:41.08	30.57	9:45.05	29.72	9:41.08	30.57					
8000	20	5	10:11.61	30.53	10:15.07	30.02	10:11.61	30.53					
8400	21	4	10:41.99	30.38	10:44.74	29.67	10:41.99	30.38					
8800	22	3	11:11.98	29.99	11:14.68	29.94	11:11.98	29.99					
9200	23	2	11:42.23	30.25	11:44.26	29.58	11:42.23	30.25					
9600	24	1	12.12.04	29.81	12:14.28	30.02	12.12.04	29.81					
10000			12:41.69	29.65	12:45.09	30.81	12:41.69	29.65					
Ice preparation after 2 pairs								/	/	/	/	/	/